

Column Usage Monitor for Clarity Chromatography Software

Column Usage Monitor is a useful tool for tracking the column usage of the HPLC or GC system. The counter provides valuable information on the number of remaining injections as well as a warning when limits have been reached.

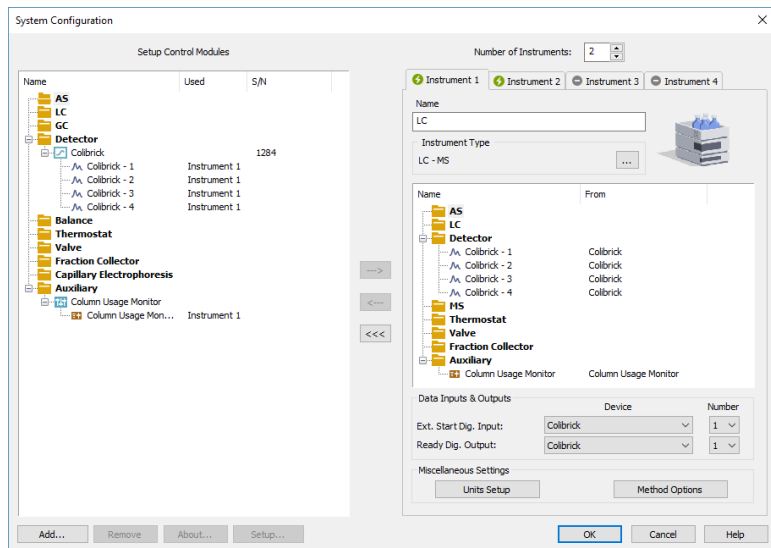


Fig. 1

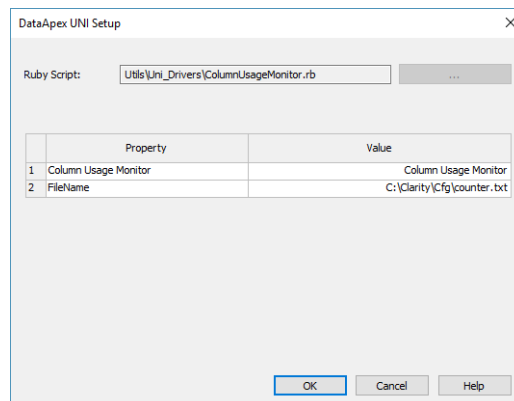


Fig. 2

You can add Column Usage Monitor from System Configuration dialog, section Auxiliary (Fig. 1). All of the column information are saved in a common text file (Fig. 2), as well as included in the audit trail, and can be printed as a part of it.

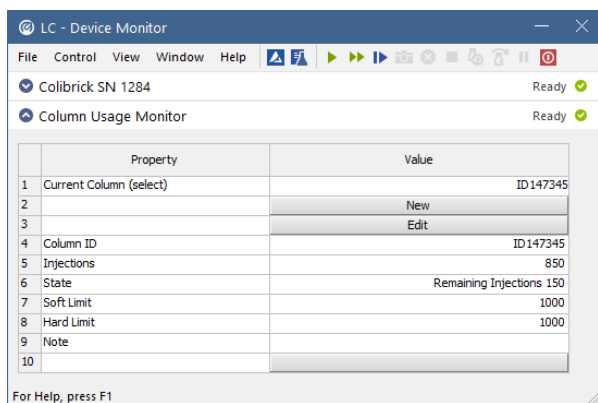


Fig. 3

The column counter is accessible and editable from Device Monitor window (Fig. 3). The module allows to create a list of used columns, select which column from the list is used on which Instrument, set the maximum number of injections allowed for the column and the limit where the warning is issued. Exceeding the Soft limit is indicated directly in the dialog. Exceeding the Hard limit invokes informative Warning message (Fig. 4) and further analysis is disabled.



Requirements:

- **Clarity software** (p/n C50) version 6.2 and later

Additional information available on <http://www.dataapex.com/clarity>

- **GC control module** (p/n A23) or **LC control module** (p/n A24)

Additional information available on www.dataapex.com/products/controls-gc.php

Additional information available on www.dataapex.com/products/controls-lc.php

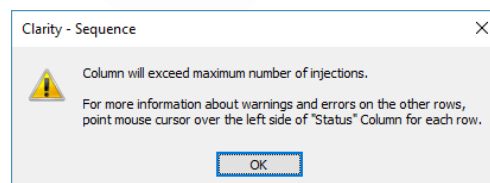


Fig. 4